

INSULATED FERRULES ELEMATIC









PRODUCT DESCRIPTION







- Polypropylene Insulated end-sleeve for single copper conductors end



FEATURES AND BENEFITS

- Excellent electrical conductivity (tinned copper, 99.9%)
- Availability of three colour ranges (T-W-D)
- Available in 50-piece strips (0.5 ÷ 2.5 mm²)

PRODUCT RANGE

Item Description ▲▼	Quantity ▲▼	Colour ▲▼	Product Code ▲▼
Insulated end-sleeve 0,75/K grey - D	500	Grey	E004D 
Insulated end-sleeve 0,75/N grey - D	500	Grey	E005D 
Insulated end-sleeves 0,75/HL grey - D	500	Grey	E006D 
Insulated end-sleeve 0,50/K white - T/D	500	White	E01
Insulated end-sleeve 1,00/HL red - T	500	Orange	E010 
Insulated end-sleeve 0,50/N white - T/D	500	White	E02
Insulated end-sleeve 0,50/N orange - W	500	Orange	E020
Insulated end-sleeve 6,00/N yellow - D	100	Yellow	E022D
Insulated end-sleeve 10,00/N red - D	100	Red	E024D
Insulated end-sleeve 16,00/N blue - D	100	Blue	E026D
Insulated end-sleeve 25,00/N yellow - D	50	Yellow	E028D
Insulated end-sleeve 0,50/N white - T/D	100	White	E02C
Insulated end-sleeve 0,34/N pink - T	500	Pink	E036
Insulated end-sleeve 0,75/K light blue - T	500	Light blue	E04 
Insulated end-sleeve 0,75/K white - W	500	White	E040 
Insulated end-sleeve 0,75/N light blue - T	500	Light blue	E05
Insulated end-sleeve 0,75/N white - W	500	White	E050

Item Description ▲▼	Quantity ▲▼	Colour ▲▼	Product Code ▲▼
Insulated end-sleeve 0,75/N light blue - T	100	Light blue	E05C
Insulated end-sleeve 0,75/HL light blue - T	500	Light blue	E06 
Insulated end-sleeve 0,75/HL white - W	500	White	E060
Insulated end-sleeve 1,00/K red - T	500	Red	E08
Insulated end-sleeve 1,00/K yellow - W	500	Yellow	E080 
Insulated end-sleeve 1,00/N red - T	500	Red	E09
Insulated end-sleeve 1,00/N yellow - W	500	Yellow	E090
Insulated end-sleeve 1,00/N red - T	100	Red	E09C
Insulated end-sleeve 1,00/HL red - T	500	Red	E10 
Insulated end-sleeve 1,50/N red - W	500	Red	E113
Insulated end-sleeve 1,50/HL red - W	500	Red	E114 
Insulated end-sleeve 2,50/N blue - W/D	500	Blue	E116
Insulated end-sleeve 2,50/HL blue - W/D	500	Blue	E117 
Insulated end-sleeve 4,00/N grey - W/D	500	Grey	E119
Insulated end-sleeve 4,00/HL grey - W/D	500	Grey	E120 
Insulated end-sleeve 6,00/N black - W	100	Black	E122
Insulated end-sleeve 10,00/N cream - W	100	Cream White	E124
Insulated end-sleeve 16,00/N green - W	100	Green	E126

Item Description ▲▼	Quantity ▲▼	Colour ▲▼	Product Code ▲▼
Insulated end-sleeve 25,00/N brown - W	50	Brown	E128
Insulated end-sleeve 1,50/N black - T/D	500	Black	E13
Insulated end-sleeve 35,00/N grey - W	50	Grey	E130
Insulated end-sleeve 50,00/N dark green - W	50	Dark Green	E132
Insulated end-sleeve 0,25/N light blue - W	500	Light blue	E134
Insulated end-sleeve 0,34/N sea green - W	500	Aqua Green	E136
Insulated end-sleeve 1,50/N black - T/D	100	Black	E13C
Insulated end-sleeve 1,50/HL black - T/D	500	Black	E14 
Insulated end-sleeve 2,50/N grey - T	500	Grey	E16
Insulated end-sleeve 2,50/N grey - T	100	Grey	E16C
Insulated end-sleeve 2,50/HL grey - T	500	Grey	E17 
Insulated end-sleeve 4,00/N orange - T	500	Orange	E19
Insulated end-sleeve 4,00/N orange - T	100	Orange	E19C
Insulated end-sleeve 4,00/HL orange - T	500	Orange	E20
Insulated end-sleeve 6,00/N green - T	100	Green	E22
Insulated end-sleeve 10,00/N brown - T	100	Brown	E24
Insulated end-sleeve 16,00/N cream - T	100	Cream White	E26
Insulated end-sleeve 25,00/N black - T	50	Black	E28
Insulated end-sleeve 35,00/N red - T/D	50	Red	E30

Item Description ▲▼	Quantity ▲▼	Colour ▲▼	Product Code ▲▼
Insulated end-sleeve 50,00/N blue - T/D	50	Blue	E32
Insulated end-sleeve 0,25/N violet - T	-	Violet	E034
Insulated end-sleeves 1,00/HL giallo - W	-	Yellow	E100 